

## Configuration

### - Option 1: Configuration via TempSen Express Software

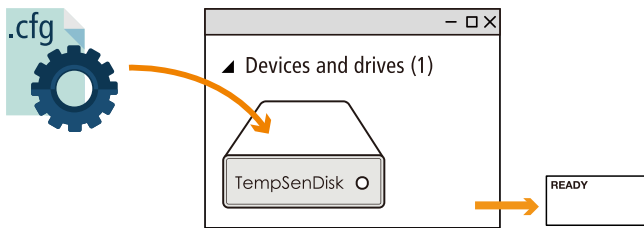
Connect logger to PC, open TempSen Express software, select configuration profile you need and click "Configure Device".

Please download TempSen Express software from <https://www.tempsen.com/downloads>

Please learn more about TempSen Express at <https://help.tempsen.com>


### - Option 2: Online Configuration

Connect data logger to PC via USB connection, open online configuration portal <https://ou-itag.tempsen.com> in internet browser, then select the device you are going to configure, input configuration parameters, download configuration profile (.cfg format) and save it to the logger created Removable Storage Device "TempSenDisk". Logger LCD shows "READY" after successful configuration.



## Start Recording

**READY:** Press and hold  (start/stop) button for **3** seconds to start logger, "READY" icon flashing on LCD reminds user to keep current button action, until **●REC** appears on LCD.

 If logger was set to a start delay, a clock icon appears on LCD after logger was activated by pressing start button, and recording will begin after start delay passed.

Logger LCD will show clock icon as well when logger was set to auto start, logger will start recording automatically at the preset auto start time after configuration, no need to activate logger manually.

**●REC** Recording

## Stop Recording



Press and hold  button until **■STOP** (Stop) appears on home screen to stop recording.

- You could disable **Stop** button during configuration  
- ITAG4 logger could not be stopped by pressing button within 30 minutes after recording began.

## Download Data


Connect data logger to USB port, logger will generate a PDF data file in removable storage device **TempSenDisk** in seconds, you could simply copy PDF report to your computer.

 USB icon appears when device is connecting to USB port

You could also download device using TempSen Express software.

Please learn more about TempSen Express at <https://help.tempsen.com>

## Error Status

 will appear on LCD once error occurs after configuration, please re-configure device to eliminate error

## Important Usage Information

- Please **DO NOT** use the logger if there is no LCD response after being started.
- Data stored in ITAG4 data logger is retrievable after battery exhausted.
- ITAG4 data logger contains lithium battery, please do not heat or recharge it.
- ITAG4 data logger could not be configured again after started.



## Battery & Shelf Life

Please check the EXP date (Expiry Date) printed on each logger every time before starting recording, please **DO NOT** use the logger if the EXP date is earlier than current date.

**EXP Date: 09/16 (MM/YY)**

➤ Expiry date: Sept 30, 2016

Please **DO NOT** connect ITAG4 to PC if you do not plan to use it immediately, first time connecting ITAG4 to PC would turn on power and start consuming battery energy.

 After first time connected to PC (no programming performed yet),  will appear on LCD to remind you that power system is already turned on.

## Qualified for Air Transportation Monitoring

ITAG®4 data logger contains one(1) CR2032 lithium metal battery, which passed the Part III, SubSection 38.3 of the UN Manual of Tests and Criteria.

ITAG®4 data logger is also certified to meet requirements in General Requirements and Section II of Packaging Instruction 970, IATA Dangerous Goods Regulations.

ITAG®4 complies with DO160G Environmental Conditions and Test Procedures for Airborne Equipment.

## Warranty

TempSen warrants this TempSen-branded hardware product against defects in materials and workmanship under normal use for a period of ONE (1) YEAR from the date of shipment ("Warranty Period"). If a hardware defect arises and a valid claim within the Warranty Period, as its option and to the extent permitted by law, TempSen will either (1) repair the hardware defect at no charge, using new parts or parts equivalent to new in performance and reliability, (2) exchange the new product with a product is new or equivalent to new in performance and reliability and is at least functionally equivalent to the original product, or (3) refund the purchase price of this product. TempSen may request that you replace defective parts with new or refurbished user-installable parts that TempSen provides in fulfillment of its warranty obligation. A replacement product or parts, including a user-installable part that has been installed in accordance with instructions provided by TempSen, assumes the remaining warranty of the original product or ninety (90) days from the date of replacement or repair, whichever provides longer coverage for you. When a product or part is exchanged, any replacement item becomes your property and the replaced item becomes TempSen's property. Parts provided by TempSen in fulfillment of its warranty obligation must be used in products for which warranty service is claimed. When a refund is given, the product for which the refund is provided must be returned to TempSen and becomes TempSen's property.

### EXCLUSIONS AND LIMITATIONS

This Limited Warranty applies only to the hardware product manufactured by or for TempSen that can be identified by the "TempSen" trademark, trade name, or logo affixed to it. The Limited Warranty does not apply to any non-TempSen hardware product or any software, even if packaged or sold with the TempSen hardware. Manufacturers, suppliers, publishers, other than TempSen, may provide their own warranties to the end user purchaser, but TempSen, in so far as permitted by law, provides their products "as is". Software distributed by TempSen with or without the TempSen brand name (including, but not limited to system software) is not covered under this Limited Warranty. Refer to the licensing agreement accompanying the software for details of your rights with respect to its use.

TempSen does not warrant that the operation of product will be uninterrupted or error-free. TempSen is not responsible for the damage arising from failure to follow instructions relating to the product's use.

This warranty does not apply: (a) to consumable parts, such as batteries, unless damage has occurred due to a defect in materials or workmanship; (b) to cosmetic damage, including but not limited to scratches, dents, and broken plastic on ports; (c) to damage caused with non-TempSen products; (d) to damage caused by accident, abuse, misuse, flood, fire, earthquake, or other external causes; (e) to damage caused by operating the product outside the permitted or intended uses described by TempSen; (f) to damage caused by service (including upgrades and expansions) performed by anyone who is not a representative of TempSen or TempSen Authorized Service Provider; (g) to a product or part that has been modified to alter functionality or capability without the written permission of TempSen; or (h) if any TempSen serial number has been removed or defaced.

IMPORTANT: DO NOT OPEN THE HARDWARE PRODUCT. OPENING THE HARDWARE PRODUCT MAY CAUSE DAMAGE THAT IS NOT COVERED BY THIS WARRANTY. ONLY TEMPSEN OR AN AUTHORIZED SERVICE PROVIDER SHOULD PERFORM SERVICE ON THIS HARDWARE PRODUCT.



Please follow local regulations when recycling or disposing of used TempSen data loggers.



Please send email to [support@tempSen.com](mailto:support@tempSen.com) for technical assistance.

**TEMPSEN**

T: +86 21 6768 5210  
F: +86 21 6768 5232  
E: [info@tempSen.com](mailto:info@tempSen.com)  
W: [www.tempSen.com](http://www.tempSen.com)

Building 17, 66 Guangfulin(E) Rd.  
Shanghai 201613  
China