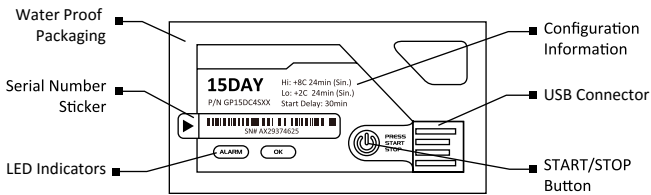


Quick Guide


QG_ITAG3_150327_EN_CN REV. A

TempSen® ITAG®3 Series Temperature Recording Labels

1> Overview

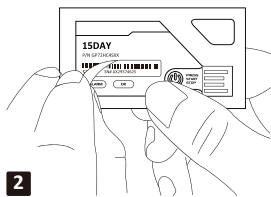


2> Operation Instructions



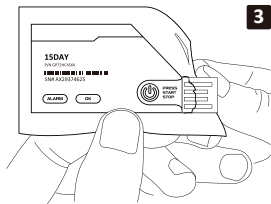
Start Recording

Press button and hold for 5 seconds to start. LEDs flash in turn for 3 times indicating data logger successfully starts recording.



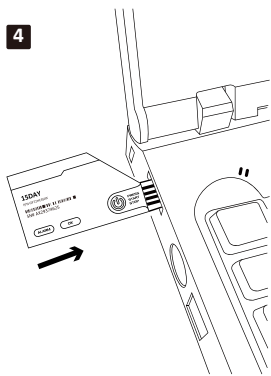
Serial Number Sticker

Take off the serial number sticker for the record purpose.



3 Stop Recording

Press button and hold for 5 seconds to manually stop recording, then tear open package to expose the USB plug. Logger also would stop recording after running out preset logging cycle.



Download Data

Plug ITAG3 data logger into USB port of PC.

a) You could download data from **ITAG3 Pro** by copying PDF data report from removable storage device **TempSenDisk**.

b) You also could download ITAG3 and ITAG3 Pro logger using TempCentre software.

Please download TempCentre from www.tempsen.com

3> Battery

Battery Expiry Date (EXP Date) is printed on the rear side of each logger, ITAG3 may stop recording if it's used later than EXP Date, so please check EXP Date every time starting an ITAG3 to avoid recording failure.

4> LED Indication

Actions	LED Sequences
Start Recording	ALARM & OK flash in turn for 3 times
During Recording -No Alarm-	OK flashes every 10 seconds
During Recording -Alarmed-	ALARM flashes every 10 seconds
Stop Recording	ALARM & OK flash for 3 times
After Stopped -No Alarm-	OK flashes 2 times every 2 seconds
After Stopped -Alarmed-	ALARM flashes 2 times every 2 seconds
Connecting to PC	ALARM & OK become solid. ALARM lights off 1 second after connected indicating processing data.



To avoid unnecessary loss to your goods, please do not use the data logger without LED response after started.

5> Important Information

a) To avoid damaging your ITAG3 data logger, please do not disconnect it from USB port while it is communicating with the computer. b) Data stored in ITAG3 data logger is retrievable even battery runs out. c) ITAG3 data logger uses CR2032 lithium battery, please do not heat, microwave or recharge it. d) Please follow local regulations when recycling or disposing of ITAG3 data loggers.

6> Warranty

TempSen warrants this TempSen-branded hardware product against defects in materials and workmanship under normal use for a period of ONE (1) YEAR from the date of retail purchase by the original end-user purchaser ("Warranty Period"). If a hardware defect arises and a valid claim within the Warranty Period, as its option and to the extent permitted by law, TempSen will either (1) repair the hardware defect at no charge, using new parts or parts equivalent to new in performance and reliability, (2) exchange the new product with a product that is new or equivalent to new in performance and reliability and is at least functionally equivalent to the original product, or (3) refund the purchase price of this product. TempSen may request that you replace defective parts with new or refurbished user-installable parts that TempSen provides in fulfillment of its warranty obligation. A replacement product or parts, including a user-installable part that has been installed in accordance with instructions provided by TempSen, assumes the remaining warranty of the original product or ninety (90) days from the date of replacement or repair, whichever provides longer coverage for you. When a product or part is exchanged, any replacement item becomes your property and the replaced item becomes TempSen's property. Parts provided by TempSen in fulfillment of its warranty obligation must be used in products for which warranty service is claimed. When a refund is given, the product for which the refund is provided must be returned to TempSen and becomes TempSen's property.

EXCLUSIONS AND LIMITATIONS

This Limited Warranty applies only to the hardware product manufactured by or for TempSen that can be identified by the "TempSen" trademark, trade name, or logo affixed to it. The Limited Warranty does not apply to any non-TempSen hardware product or any software, even if packaged or sold with the TempSen hardware. Manufacturers, suppliers, publishers, other than TempSen, may provide their own warranties to the end user purchaser, but TempSen, in so far as permitted by law, provides their products "as is". Software distributed by TempSen with or without the TempSen brand name (including, but not limited to system software) is not covered under this Limited Warranty. Refer to the licensing agreement accompanying the software for details of your rights with respect to its use.

TempSen does not warrant that the operation of product will be uninterrupted or error-free. TempSen is not responsible for the damage arising from failure to follow instructions relating to the product's use.

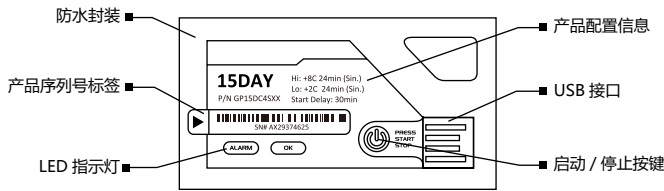
This warranty does not apply: (a) to consumable parts, such as batteries, unless damage has occurred due to a defect in materials or workmanship; (b) to cosmetic damage, including but not limited to scratches, dents, and broken plastic on parts; (c) to damage caused with non-TempSen products; (d) to damage caused by accident, abuse, misuse, flood, fire, earthquake, or other external causes; (e) to damage caused by operating the product outside the permitted or intended uses described by TempSen; (f) to damage caused by service (including upgrades and expansions) performed by anyone who is not a representative of TempSen or TempSen Authorized Service Provider; (g) to a product or part that has been modified to alter functionality or capability without the written permission of TempSen; or (h) if any TempSen serial number has been removed or defaced.

IMPORTANT: DO NOT OPEN THE HARDWARE PRODUCT. OPENING THE HARDWARE PRODUCT MAY CAUSE DAMAGE THAT IS NOT COVERED BY THIS WARRANTY. ONLY TEMPSEN OR AN AUTHORIZED SERVICE PROVIDER SHOULD PERFORM SERVICE ON THIS HARDWARE PRODUCT.


Please call us at +86 21 6768 5210 or send email to support@tempsen.com for technical assistance.

TEMPSEN

1> 概览

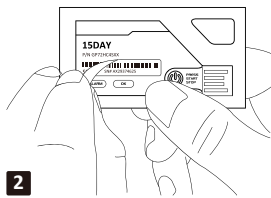


2> 操作说明



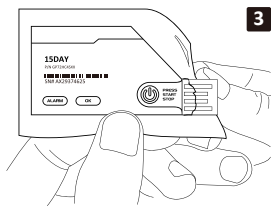
启动记录

长按按钮 5 秒启动记录，此时设备上的两个 LED 指示灯将轮流闪烁 3 次以提示成功启动。



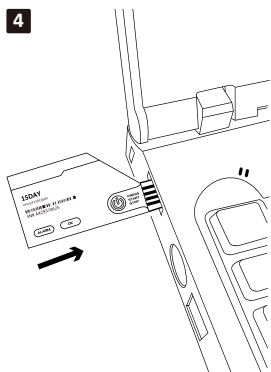
序列号标签

撕下设备上的序列号标签以作记录之用。



停止记录

长按按钮 5 秒人工停止记录（当记录周期完成时，设备会自动停止），此时设备上的两个 LED 指示灯将同时闪烁 3 次以提示成功停止，然后撕开塑封袋露出 USB 接口。



下载数据

将设备连接至计算机 USB 接口。

a) ITAG3 Pro 产品可通过复制自动生成的名为“TempSenDisk”盘符中的 PDF 数据报告获取数据，而无需安装任何软件。

b) 同时，您也可以使用 TempCentre 软件下载 ITAG3 和 ITAG3 Pro 产品所记录的数据。

TempCentre 软件可从我们的官网 www.tempsen.com 免费下载

3> 电池

电池过期日期打印于每个产品的背面，如在过期日期之后使用 ITAG3 系列产品，其可能无法启动或出现记录中断现象，为避免此类事件的发生，固在使用 ITAG3 系列产品前请务必检查过期日期。

4> LED 指示灯

动作	LED 响应
启动记录	ALARM 和 OK 轮流闪烁 3 次
记录中 - 无报警 -	OK 每 10 秒闪烁 1 次
记录中 - 报警 -	ALARM 每 10 秒闪烁 1 次
停止记录	ALARM 和 OK 同时闪烁 3 次
停止后 - 无报警 -	OK 每 2 秒快闪 2 次
停止后 - 报警 -	ALARM 每 2 秒快闪 2 次
连接计算机	ALARM 和 OK 同时点亮 ALARM 1 秒后熄灭表示设备当前正在处理数据中，数据处理完成会重新点亮

! 为避免不必要的的数据缺失带来的麻烦，请勿使用启动后 LED 指示灯无响应的产品。

5> 重要信息

- 当 ITAG3 系列温度记录标签产品与计算机通讯时，请勿断开连接，以免对 ITAG3 系列产品造成损坏。
- 即使电池耗尽，存储于 ITAG3 系列产品中的数据仍可随时恢复读取。
- ITAG3 系列产品使用 CR2032 锂电池，请勿直接或微波加热，或对其充电。
- 请遵照当地法规回收或处理废弃的 ITAG3 系列产品。

6> 质保

腾森电子承诺产品至销售之日起保质期为壹年，在保质期内由于产品本身部件或工艺质量缺陷引起的问题，请及时通知我们，我们会视具体情况提供如下方式中的其中一种处理方式。

- 免费维修或者部件替换
- 免费整机替换
- 退款处理（退款处理的产品必须返还至腾森电子）

责任免除和限制条款

本保修条款仅适用于由腾森电子制造的或冠以“TempSen”商标的硬件产品。任何非腾森电子的硬件或软件将不适用于本保修条款，即使这些产品将会和腾森电子制造的硬件一起包装出售。其他硬件供应商会提供自己的保修条款给最终用户。由腾森电子提供的软件（腾森电子旗下软件或其他供应商的软件）不适用于本保修条款，详情请参考软件所附许可协议细节。

腾森电子不保证产品操作无任何差错或错误。腾森电子不负责因未遵循产品相关使用说明而导致的问题。

本保修条款不适用于：

- 消耗型配件，如电池，除非损坏是由于材料或工艺缺陷造成；
- 表面的损伤，包括但不限于擦伤、凹痕等；
- 非腾森电子产品所造成的损坏；
- 因不正当操作、洪水、火灾、地震或其他外部因素导致的损坏；
- 超产品技术指标范围操作设备导致的损坏；
- 因非腾森电子或非腾森电子授权的维修服务供应商维修或升级产品时造成的损坏；
- 产品或部件在未经腾森电子书面许可的前提下被修改；
- 序列号被撕掉或磨损且已无法辨认的产品。

重要：请勿打开产品硬件。随意打开产品硬件可能会导致设备的损坏，且将不再享受此保修政策。只有腾森电子或腾森电子授权的维修服务供应商才能在维修产品时打开产品硬件。

请致电我们 +86 21 6768 5210 或发送邮件至 support@tempsen.com 获取相关技术支持。

TEMPSEN